

Worm's Eye View

Photography Project #3

Worm's Eye View

This is an *extreme* low angle shot that is taken close to the subject at an upward angle to make it look giant and towering.



Camera Angles/Point of View

Low Angle/Worms Eye View



low angle shot




worm's eye view


A **low angle shot** is taken from the beneath the subject, looking up at it.

A **worm's eye view** is a more extreme version of the low angle shot, intended to heighten dramatic effect. Shots taken at low angles make the subject appear more **intimidating, looming and powerful**.































Camera Angles/Point of View

Low Angle/Worms Eye View



low angle shot



worm's eye view

A **low angle shot** is taken from the beneath the subject, looking up at it.

A **worm's eye view** is a more extreme version of the low angle shot, intended to heighten dramatic effect. Shots taken at low angles make the subject appear more **intimidating, looming and powerful**.

Worm's Eye View

- 36 photos taken at
MINIMUM per a student
- 3 photos turned in
- 1 photo from outside of
school
- 2 photos from school



Final Expectations for **Worm's Eye View**

Get One of the Turn In Sheets at the Front & Download to Class Server When You're Done

PROJECT REQUIREMENTS:

- **3 Photos that YOU have taken (NOT your Partner!!)**
- **ALL** photos must utilize **EXTREME ANGLES** looking upward
- Each photo should be **of a different subject**
- **1 photo** taken at home & **2 photos** taken at school
- **36+ photo contact sheet**

EDITING REQUIREMENTS FOR EACH PHOTO :

- Cropped to 8x10 or 10x8
- Resolution is 300 DPI
- duplicate background copy
- 3+ adjustment layers
- Saved as a TIFF
- Complete name and assignment title in the file name (for example: **Smith_Jane_Worm_1.tif**)